




**BUZZY BRUNCH SPOT
OPENING SOON!**



Restaurant & Retail

AVAILABLE FOR LEASE



Located at the gateway to Yesler Terrace, Seattle University, and the International District, Tapestry will feature 268 residential apartments and nearly 12,000 SF of commercial retail/restaurant space. Close to 4,000 new residential units within 0.5 mile.

YESLER TERRACE RETAIL FOR LEASE | 104 12TH AVENUE, SEATTLE, WA 98122

ALEX VLASKI
425.505.2700
alexv@jshproperties.

AARON BENNETT
206.859.4500
aaronb@jshproperties.com





T A P E S T R Y

TWELFTH + YESLER



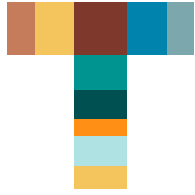
Nestled at the gateway to the redeveloped Yesler Terrace neighborhood of Seattle, intersecting with the International District, Tapestry on 12th and Yesler is within walking distance of Seattle University, Pratt Fine Arts Center, Wing Luke Museum, and Seattle's best medical facilities, including Harbourview Medical Center, Swedish Hospital and Virginia Mason. With one of the highest walking scores in the city, the site enjoys quick access to bus lines, light rail and the Seattle street car. Close to 4,000 new residential units within 0.5 mile.

- » Prime retail space on 12th and Yesler at the gateway to Yesler Terrace and International District
- » 12,000 SF Retail Available for Lease
- » 268 apartment units with street level retail
- » Ideal for retail, coffee, restaurant, fitness, service
- » Type one venting available
- » Flexible demising plan
- » Directly on Seattle Street Car line
- » Close to 4,000 new residential units within 0.5 mile

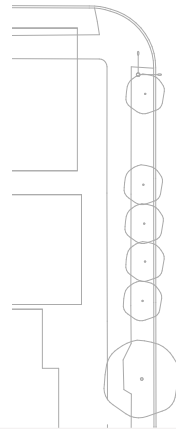
THE INFORMATION CONTAINED HEREIN HAS BEEN GIVEN TO US BY SOURCES WE DEEM RELIABLE. WE HAVE NO REASON TO DOUBT ITS ACCURACY, BUT WE DO NOT GUARANTEE IT. ALL INFORMATION SHOULD BE VERIFIED PRIOR TO PURCHASE OR LEASE.

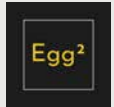
T A P E S T R Y RETAIL FOR LEASE | 2 |

JSHPROPERTIES.COM



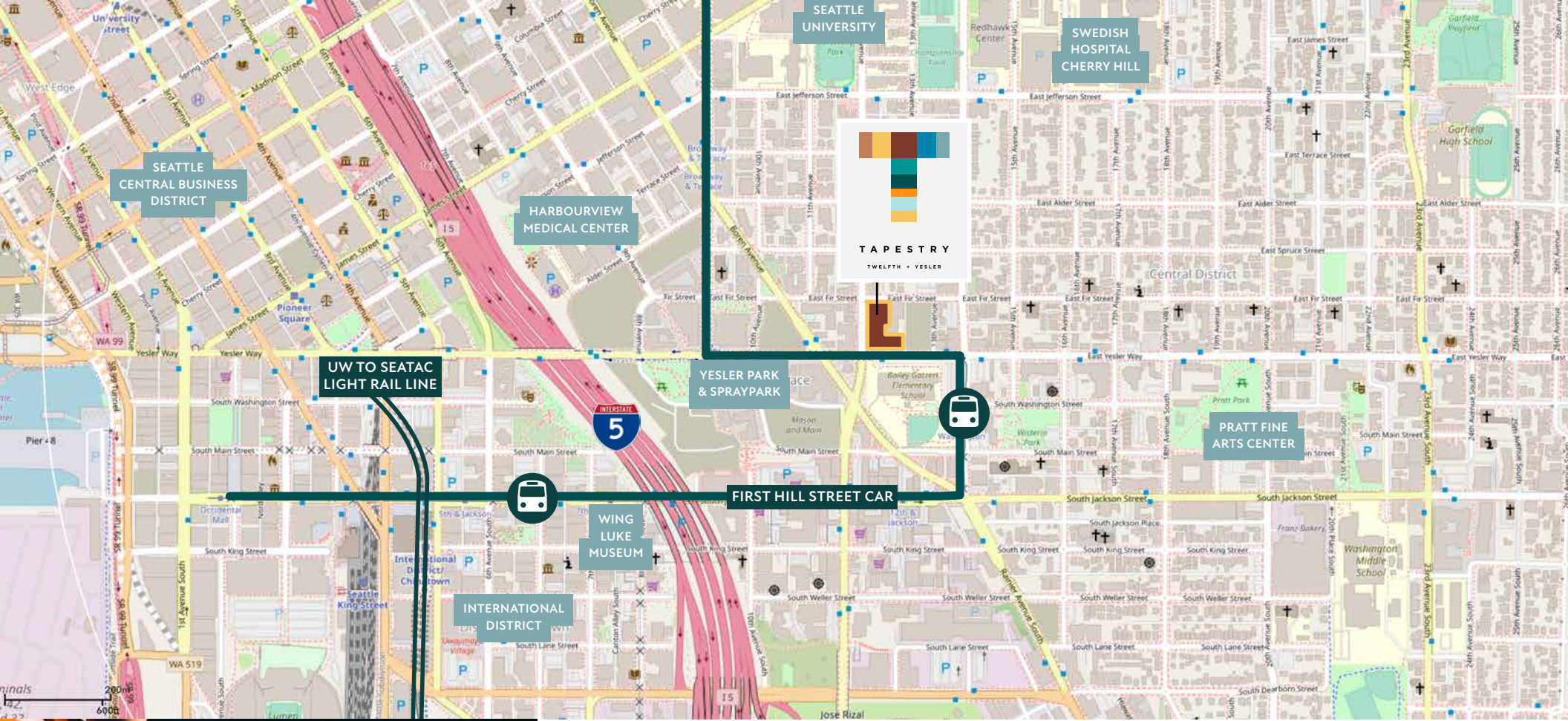
TAPESTRY
TWELFTH + YESLER



AVAILABLE	RSF	BASE RENT	NNN EST./SF	FEATURES
RETAIL 111	2,392	\$35.00	\$13.00	14' Ceilings Ideal for restaurant Type 1 Hood
RETAIL 133	1,186	LEASED		COMING SOON!
RETAIL 135	2,497	\$30.00	\$13.00	11' 5" Ceilings Potential demising wall
RETAIL 203	1,195	\$30.00	\$13.00	13' 11" Ceilings
RETAIL 213	4,579	\$30.00	\$13.00	20' Ceilings Ideal for restaurant Type 1 Hood



THE INFORMATION CONTAINED HEREIN HAS BEEN GIVEN TO US BY SOURCES WE DEEM RELIABLE. WE HAVE NO REASON TO DOUBT ITS ACCURACY, BUT WE DO NOT GUARANTEE IT. ALL INFORMATION SHOULD BE VERIFIED PRIOR TO PURCHASE OR LEASE.



TAPESTRY is located just north of Chinatown-International District, a bustling hub for Seattle's Asian-American communities. Noodle houses, sushi spots, dim sum restaurants and karaoke bars mingle with gift shops and markets selling imported goods. Historical and cultural exhibits are on display at the Wing Luke Museum of the Asian Pacific American Experience. Public transportation is plentiful with bus and rail.

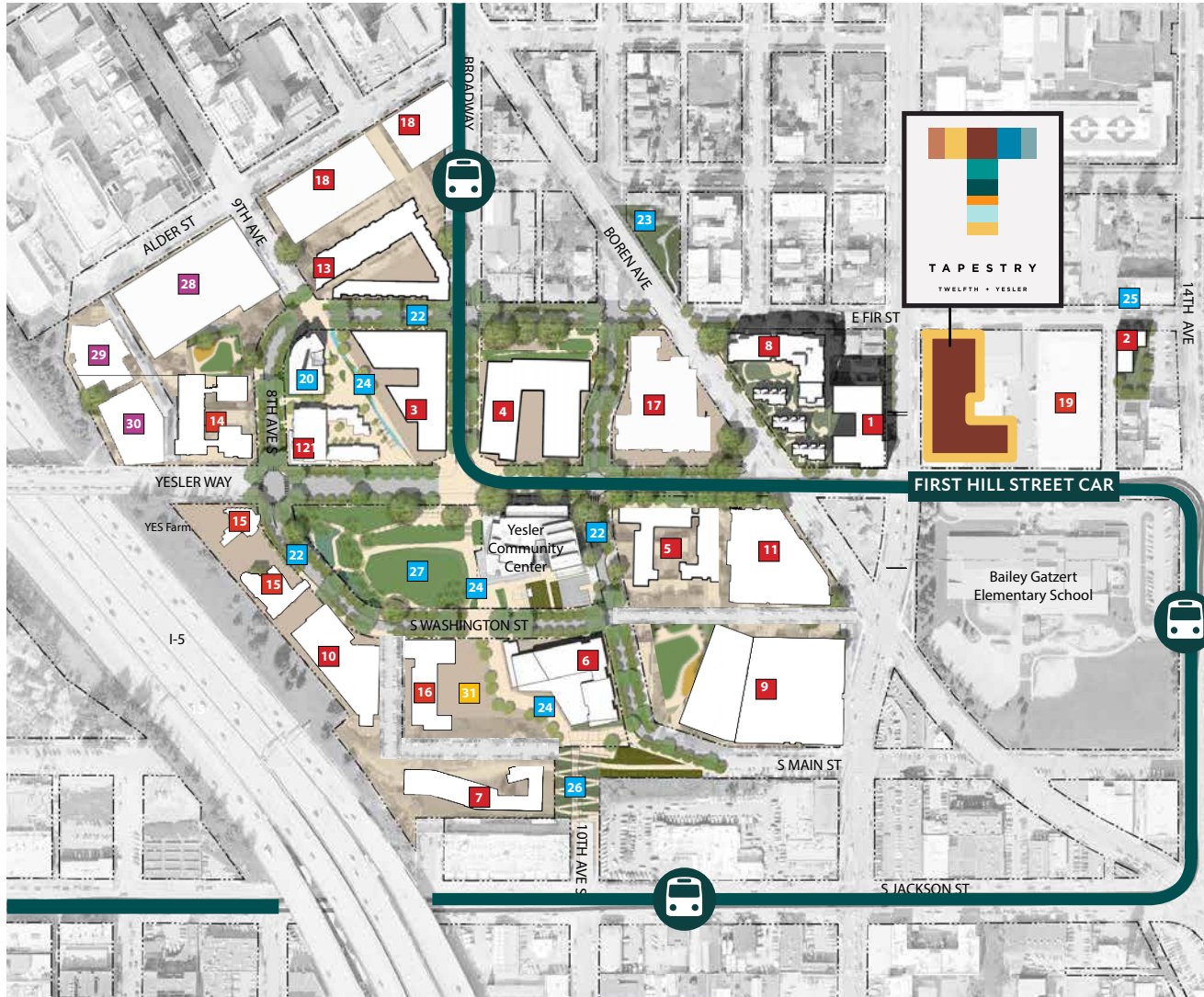
2022 DEMOGRAPHICS	1 MILE	3 MILE	5 MILE
Population	59,362	231,039	479,497
Daytime Population	173,321	418,775	695,475
Households	21,156	88,102	175,278
Avg. HH Income	\$126,268	\$162,745	\$167,820

THE INFORMATION CONTAINED HEREIN HAS BEEN GIVEN TO US BY SOURCES WE DEEM RELIABLE. WE HAVE NO REASON TO DOUBT ITS ACCURACY, BUT WE DO NOT GUARANTEE IT. ALL INFORMATION SHOULD BE VERIFIED PRIOR TO PURCHASE OR LEASE.



Transformative Urban Redevelopment

YESLER TERRACE NEIGHBORHOOD



■ Housing ■ Neighborhood Amenity ■ Office/Medical/Commercial ■ Future Phase

RESIDENTIAL

1. ANTHEM ON 12TH 120 units
2. THE BALDWIN 15 renovated replacement units
3. BATIK 195 units, ground floor retail
4. CYPRESS 237 units; ground floor retail
5. HINOKI 136 units **COMPLETED**
6. HOA MAI GARDENS 111 units
7. JUNIPER 95 units; **IN DESIGN**
8. KEBERO COURT 103 units
9. MASON AND MAIN 550 units; 2 phases; **UNDER CONSTRUCTION**
10. MACK REAL ESTATE GROUP 200 units; **UNDER CONSTRUCTION**
11. EMERSON SEATTLE 288 units
12. RAVEN TERRACE 83 units
13. RED CEDAR 119 units
14. SAWARA 114 units; **UNDER CONSTRUCTION**
15. SU DEVELOPMENT 352 units, 2 phases; **UNDER CONSTRUCTION**
16. SUSTAINABLE LIVING INNOVATIONS 376 units; **IN DESIGN**
17. WAYFARER 262 units; **UNDER CONSTRUCTION**
18. VULCAN DEVELOPMENT 345 units; **IN DESIGN**
19. 13TH & FIR 156 units; early learning center. **UNDER CONSTRUCTION**

NEIGHBORHOOD AMENITIES

20. EPSTEIN OPPORTUNITY CENTER
21. FIRST HILL STREETCAR
22. GREEN STREET LOOP **UNDER CONSTRUCTION**
23. HORIUCHI PARK P-PATCH 28 gardening plots
24. PEDESTRIAN PATHWAY
25. WASHINGTON HALL Renovation of historic performing arts center
26. YESLER HILLCLIMB
27. YESLER TERRACE PARK

OFFICE/MEDICAL/COMMERCIAL

28. KAISER PERMANENTE 280,000 SF specialty medical care; **IN DESIGN**
29. NORTHWEST KIDNEY CENTER 37,400 SF dialysis center; **IN DESIGN**
30. YESLER HOTEL 190,000 SF hotel; **IN DESIGN**

FUTURE PHASE

31. FUTURE PHASE RESIDENTIAL

THE INFORMATION CONTAINED HEREIN HAS BEEN GIVEN TO US BY SOURCES WE DEEM RELIABLE. WE HAVE NO REASON TO DOUBT ITS ACCURACY, BUT WE DO NOT GUARANTEE IT. ALL INFORMATION SHOULD BE VERIFIED PRIOR TO PURCHASE OR LEASE.